

RANGE SUMMARY

The PowerSafe™ SBS battery range utilizes unique and proven technology to provide a superior range of valve regulated batteries with an extended service life in compact and energy dense configurations. PowerSafe SBS batteries are manufactured to the highest international standards and are ideal for reliable use in all wireless and fixed-line communication applications. PowerSafe SBS batteries are also widely used in cable TV, emergency lighting, power generation and offshore applications.

PowerSafe SBS top terminal batteries are available in capacities of 7Ah to 361Ah and in 2, 6 and 12V blocs. Smaller than competitive products, and in unique SBS and Japanese Industrial Standard (JIS) footprints, SBS products are suitable for a wide range of telecom and reserve power applications especially where space is limited.

PowerSafe SBS batteries are designed to cope with elevated temperatures and harsh environments. The advanced thin plate, pure lead technology and unique manufacturing methods, used by EnerSys®, make PowerSafe SBS batteries the choice for long and trouble-free service. The maximum operating temperature of the PowerSafe SBS J series battery can be extended to 176°F (80°C) via an optional metal jacket.

PowerSafe SBS EON Technology™ batteries have been developed to provide high cycling and fast recharge performance in applications where the power supply is erratic.

Features & Benefits

- Capacity range: 7Ah - 361Ah
- Proven long service
- High energy density
- Up to two year shelf life
- Very low ventilation requirement
- 2V, 6V, and 12V configurations
- Wide operating temperature range:
-40°F (-40°C) to 122°F (50°C)



EnerSys®

Power/Full Solutions

RESERVE
POWER

Construction

- Positive plate - pure lead grid using a unique manufacturing process (SBS J products are low percentage tin)
- Negative plates - provide perfect balance with the positive plates to ensure optimum recombination efficiency
- Separator - superior quality microporous glass mat separator with high absorption and stability
- Container and lids - UL94 V0 rated flame retardant material, highly resistant to shock and vibration (J types are PPO resin, all other types are ABS)
- Terminal design - leak resistant patented dual seal terminal design

Installation & Operation

- Recommended float charge voltage: 2.29Vpc @ 68°F (20°C) or 2.27Vpc @ 77°F (25°C)
- The PowerSafe™ SBS range of batteries can be mounted in any orientation except inverted
- PowerSafe SBS batteries are designed for use in cabinets, or on stands, close to the point of use. A separate battery room is not required
- PowerSafe SBS batteries are ideal for installation as an integral part of a standby system due to its long life
- Several Powersafe SBS battery types are available for underwater applications

Standards

- Designed to be compliant with IEC60896-21 & 22
- Designed to be compliant with Telcordia SR-4228
- Recognized by UL (UL Standard 1989)
- Approved as non-hazardous cargo for ground, sea and air transportation in accordance with US DOT Regulation 49 and ICAO & IATA Packing Instruction 806
- NEBS Certified
- Manufactured in EnerSys® ISO 9001:2000 and ISO 14001:2004 certified production facilities

General Specifications

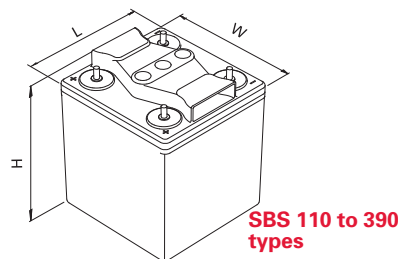
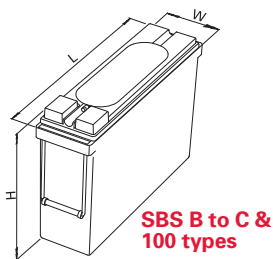
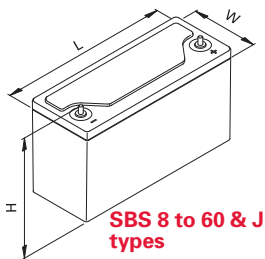
| Type | Number of Cells | Nominal Voltage (V) | Nominal Capacity (Ah) | | Nominal Dimensions | | | | | | Typical Weight | | Short Circuit Current (A) ⁽²⁾ | Internal Resistance (mΩ) ⁽²⁾ | Terminals |
|-------------------------|-----------------|---------------------|------------------------------|-----------------------------|--------------------|------|----------|-----|-----------|------|----------------|------|--|---|-----------|
| | | | 10 hr rate to 1.80Vpc @ 20°C | 8 hr rate to 1.75Vpc @ 77°F | Length mm | in | Width mm | in | Height mm | in | kg | lbs | | | |
| SBS 8 | 6 | 12 | 7 | 7 | 138 | 5.4 | 86 | 3.4 | 101 | 4.0 | 2.7 | 5.9 | 455 | 27.1 | M4 F |
| SBS 15 | 6 | 12 | 14 | 14 | 200 | 7.9 | 77 | 3.0 | 140 | 5.5 | 5.7 | 12.5 | 891 | 13.5 | M6 M |
| SBS 30 | 6 | 12 | 26 | 26 | 250 | 9.8 | 97 | 3.8 | 156 | 6.1 | 9.5 | 20.9 | 1556 | 7.9 | M6 M |
| SBS HB30 ⁽¹⁾ | 6 | 12 | 26 | 26 | 250 | 9.8 | 97 | 3.8 | 156 | 6.1 | 9.6 | 21.1 | 1556 | 7.9 | harness |
| SBS 40 | 6 | 12 | 38 | 38 | 250 | 9.8 | 97 | 3.8 | 206 | 8.1 | 12.7 | 28.0 | 2184 | 5.6 | M6 M |
| SBS 60 | 6 | 12 | 51 | 51 | 220 | 8.7 | 121 | 4.8 | 261 | 10.3 | 18.5 | 40.7 | 2618 | 4.4 | M6 M |
| SBS 110 | 3 | 6 | 115 | 116 | 200 | 7.9 | 208 | 8.2 | 239 | 9.4 | 21.2 | 46.6 | 3804 | 1.7 | M8 M |
| SBS 130 | 3 | 6 | 132 | 133 | 200 | 7.9 | 208 | 8.2 | 239 | 9.4 | 22.7 | 49.9 | 4111 | 1.4 | M8 M |
| SBS 300 | 1 | 2 | 310 | 307 | 200 | 7.9 | 208 | 8.2 | 239 | 9.4 | 21.7 | 47.7 | 8700 | 0.23 | M8 M |
| SBS 390 | 1 | 2 | 360 | 361 | 200 | 7.9 | 208 | 8.2 | 239 | 9.4 | 23.2 | 51.0 | 11101 | 0.18 | M8 M |
| | | | | | | | | | | | | | | | |
| SBS J13 | 6 | 12 | 12 | 12 | 175 | 6.9 | 84 | 3.3 | 129 | 5.1 | 5.7 | 12.6 | 957 | 13.0 | M6 F |
| SBS J16 | 6 | 12 | 15 | 15 | 181 | 7.1 | 76 | 3.0 | 167 | 6.6 | 6.7 | 14.8 | 1111 | 11.0 | M6 F |
| SBS J30 | 6 | 12 | 26 | 26 | 166 | 6.5 | 175 | 6.9 | 125 | 4.9 | 11.8 | 26.0 | 1766 | 7.0 | M6 F |
| SBS J40 | 6 | 12 | 39 | 39 | 196 | 7.7 | 165 | 6.5 | 170 | 6.7 | 17.4 | 38.2 | 2400 | 5.2 | M6 F |
| SBS J70 | 6 | 12 | 64 | 64 | 329 | 12.9 | 166 | 6.5 | 174 | 6.9 | 27.6 | 60.9 | 3500 | 3.5 | M6 F |
| | | | | | | | | | | | | | | | |
| SBS B | 6 | 12 | 31 | 31 | 280 | 11.0 | 97 | 3.8 | 159 | 6.3 | 10.3 | 22.7 | 1584 | 7.7 | M8 F |
| SBS B10 | 6 | 12 | 38 | 38 | 280 | 11.0 | 97 | 3.8 | 184 | 7.2 | 12.8 | 28.2 | 1968 | 6.2 | M8 F |
| SBS B14 ⁽³⁾ | 6 | 12 | 62 | 62 | 280 | 11.0 | 97 | 3.8 | 264 | 10.4 | 19.1 | 42.0 | 3210 | 3.8 | M8 F |
| SBS C11 ⁽³⁾ | 6 | 12 | 92 | 91 | 395 | 15.6 | 105 | 4.1 | 264 | 10.4 | 28.0 | 61.6 | 3696 | 3.3 | M8 F |
| SBS 100 ⁽³⁾ | 6 | 12 | 100 | 100 | 395 | 15.6 | 108 | 4.3 | 287 | 11.3 | 32.6 | 71.9 | 2210 | 5.6 | M8 F |
| SBS 145 ⁽³⁾ | 6 | 12 | 145 | 145 | 429 | 16.9 | 173 | 6.8 | 238 | 9.4 | 47.6 | 105 | 4100 | 3.0 | M8 F |

Notes

⁽¹⁾ SBS HB30 is fitted with a 21"/533mm harness that terminates in a 2-pin polarized plug-in connector which is compatible with embedded power SLC systems.

⁽²⁾ Figures obtained by IEC method.

⁽³⁾ EON Technology.



www.enersys.com

EnerSys
P.O. Box 14145
Reading, PA 19612-4145
USA
Tel: +1-610-208-1991
+1-800-538-3627
Fax: +1-610-372-8613

EnerSys Europe
Zurich, Switzerland

EnerSys Asia
Guangdong, China
Tel: +86-755-2689 3639

Distributed by:

© 2008 EnerSys. All rights reserved.
Trademarks and logos are the property of EnerSys and its affiliates unless otherwise noted.